



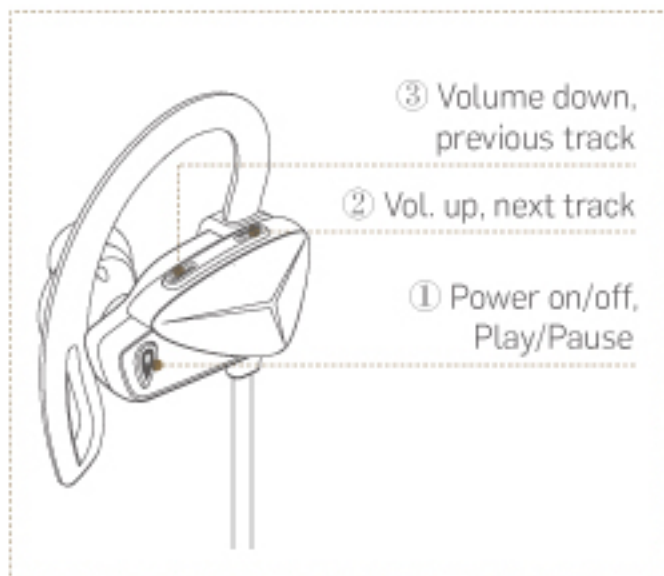
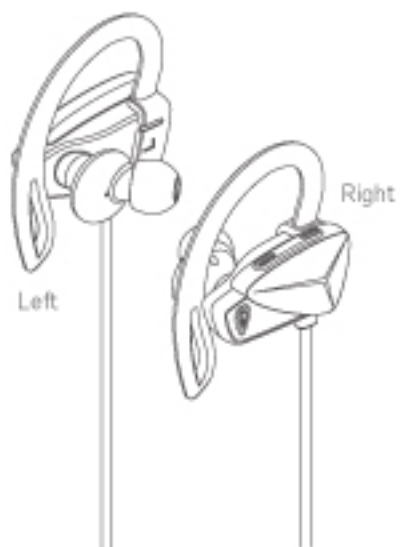


# QUICKSTART GUIDE

## INSIDE THE BOX

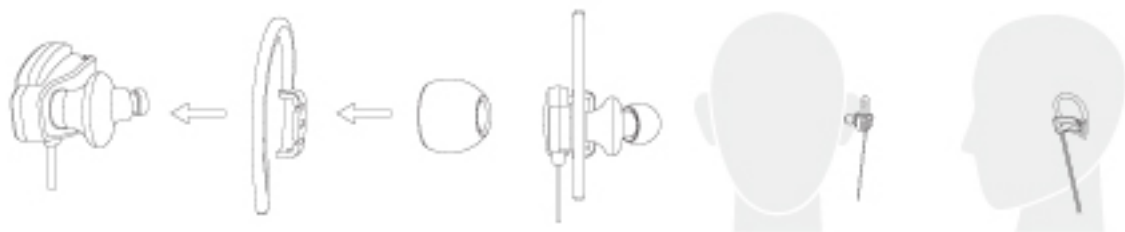
- |                             |        |
|-----------------------------|--------|
| 1. BE1 Bluetooth Earbuds    | x 1PCS |
| 2. User's Manual            | x 1PCS |
| 3. Micro USB Charging Cable | x 1PCS |
| 4. S/M/L Ear Plugs          | x 6PCS |
| 5. Cable Adjustment Clip    | x 1PCS |

## EARBUDS



## WEARING YOUR EARBUDS

Assemble accessories on to your earbuds as below:



## BLUETOOTH PAIRING

Press and hold button ① for 3 seconds to power on and enter pairing mode.

Select "DOSS BE1" in the Bluetooth Settings on your device to connect.

To power off, hold button ① for 5 seconds.

## PLAYBACK CONTROLS

Press button ① to play or pause the music.

Press button ② to increase volume, press button ② twice to go to the next track.

press button ③ to decrease volume, press button ③ twice to go to the previous track.

Press and hold button ① for 2 seconds to activate Siri (for iOS devices).

Press button ① to answer or end calls.

## SPECIFICATIONS

Bluetooth Version	V4.1
Bluetooth Profile	A2DP HFP HSP AVRCP
Operating Distance	≥10 Meters
Charger Input Voltage	DC5±0.25V
Battery Capacity	3.7V/80mAh
Voltage	3.7-4.2V
Charging Time	2 Hours
Music Play Time	8Hours (50% Volume)
Weight	25.7g

# BE1

---

BLUETOOTH EARBUDS

**DQSS**

Wonders Technology Co.,Ltd.

Email:Support@dossac.com

Website:www.dossaudio.com

Made in Shenzhen,China

